

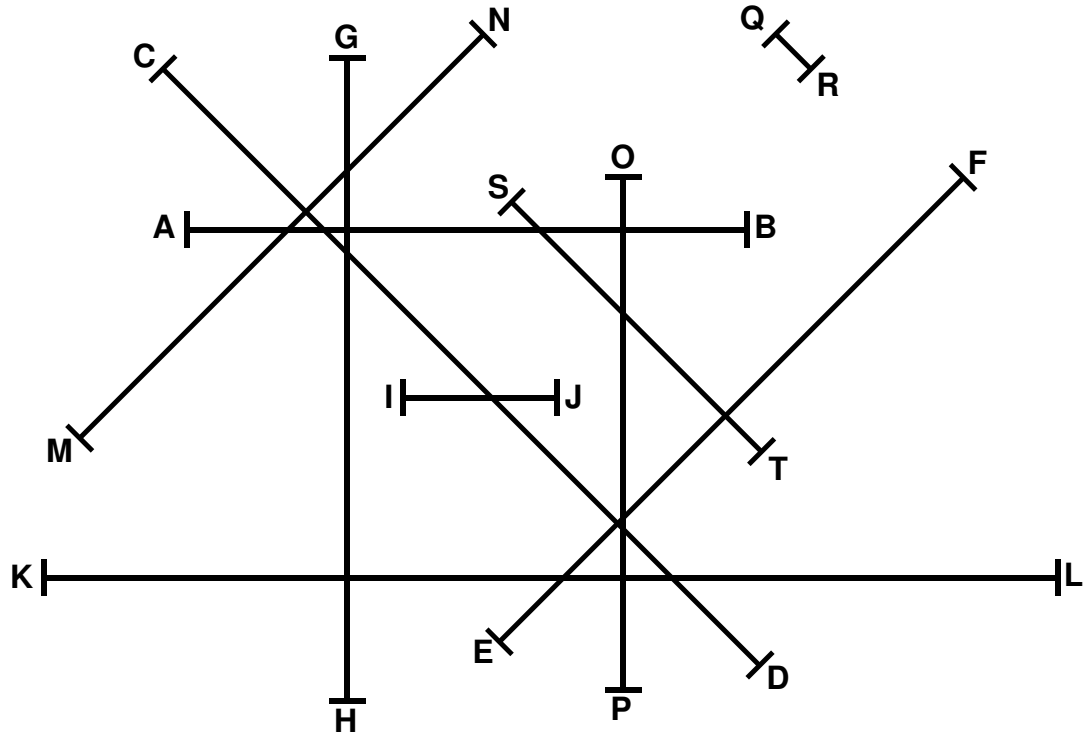
# Metric Measurement

Name \_\_\_\_\_

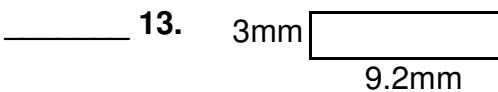
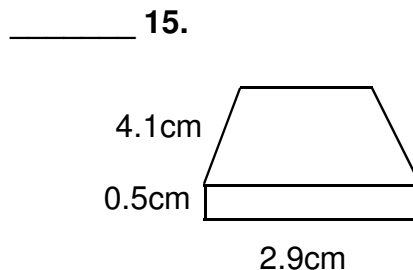
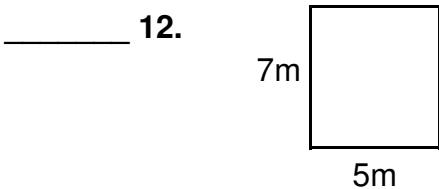
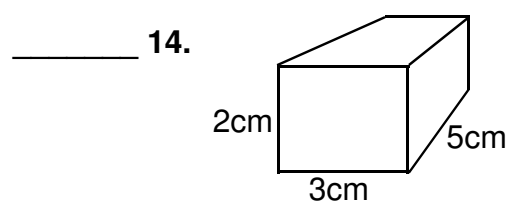
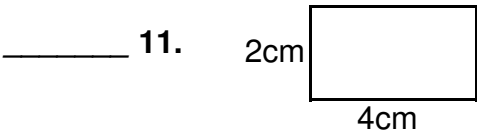
Due Date \_\_\_\_\_

**A. Measure the length of each line below, then record the length in the space provided using the indicated units. Record centimeter lengths to the *nearest tenth*. Record millimeter lengths to the *nearest whole number*.**

- \_\_\_\_ cm 1. A - B
- \_\_\_\_ cm 2. C - D
- \_\_\_\_ cm 3. E - F
- \_\_\_\_ cm 4. G - H
- \_\_\_\_ mm 5. I - J
- \_\_\_\_ cm 6. K - L
- \_\_\_\_ cm 7. M - N
- \_\_\_\_ cm 8. O - P
- \_\_\_\_ mm 9. Q - R
- \_\_\_\_ mm 10. S - T



**B. Calculate the areas or volumes of the figures below, then record the answers in the spaces provided using the *correct units*. Calculate answers to the *nearest tenth*.**



- see other side -

C. Using a protractor, measure the angles between lines A, B, C and D below. Then using an *external protractor*, measure the angles between marks E, D, F and G on the curve at right.

\_\_\_ 16.  $\angle$ AB

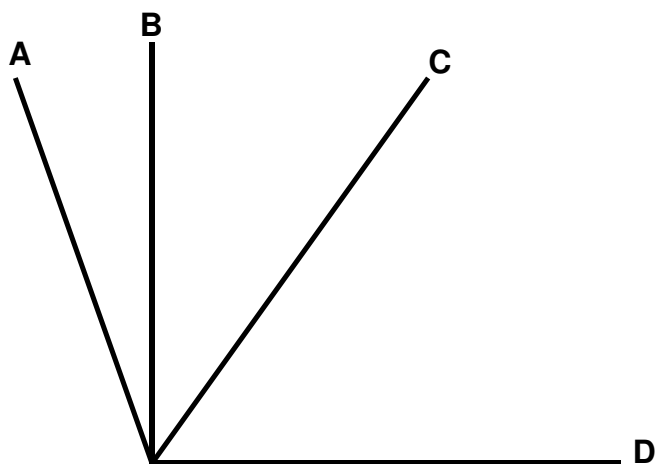
\_\_\_ 17.  $\angle$ BC

\_\_\_ 18.  $\angle$ AD

\_\_\_ 19.  $\angle$ ED

\_\_\_ 20.  $\angle$ DF


\_\_\_ 21.  $\angle$ EG



D. Measure the lengths of the radii and diameters of each circle below, then record the lengths in the spaces provided to the *nearest tenth of a centimeter*.


\_\_\_ cm 22. (radius)

\_\_\_ cm 23. (diameter)



\_\_\_ cm 24. (radius)

\_\_\_ cm 25. (diameter)



E. Using page 13 of the ESRT (Reference Tables), convert the following temperatures as indicated.

\_\_\_ 26.  $68^{\circ}\text{F} = ?(^{\circ}\text{C})$

\_\_\_ 27.  $0^{\circ}\text{C} = ?(^{\circ}\text{F})$

\_\_\_ 28.  $0^{\circ}\text{C} = ?(^{\circ}\text{K})$

\_\_\_ 29. Water freezes / melts at  $?(^{\circ}\text{C})$

\_\_\_ 30. Water boils / condenses at  $?(^{\circ}\text{C})$