

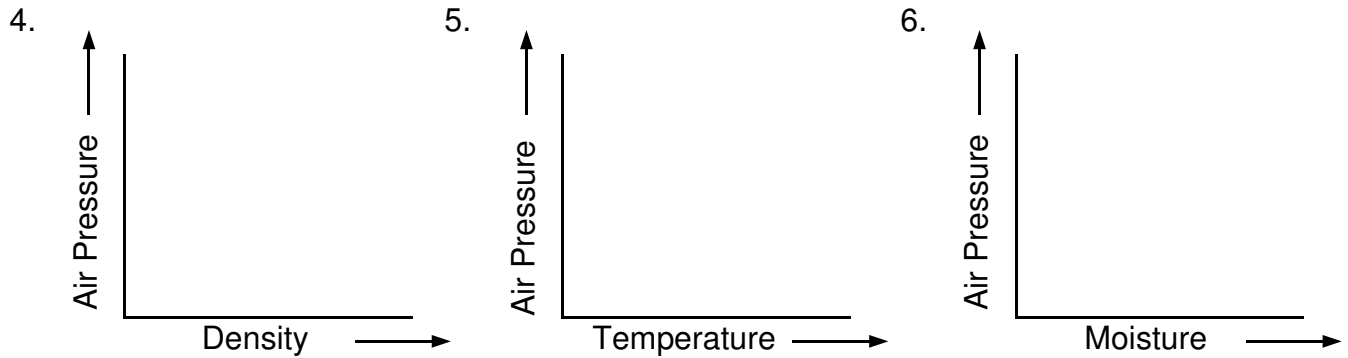
# Temperature & Pressure

Name \_\_\_\_\_

**DIRECTIONS:** Give the ONE BEST answer to each question.

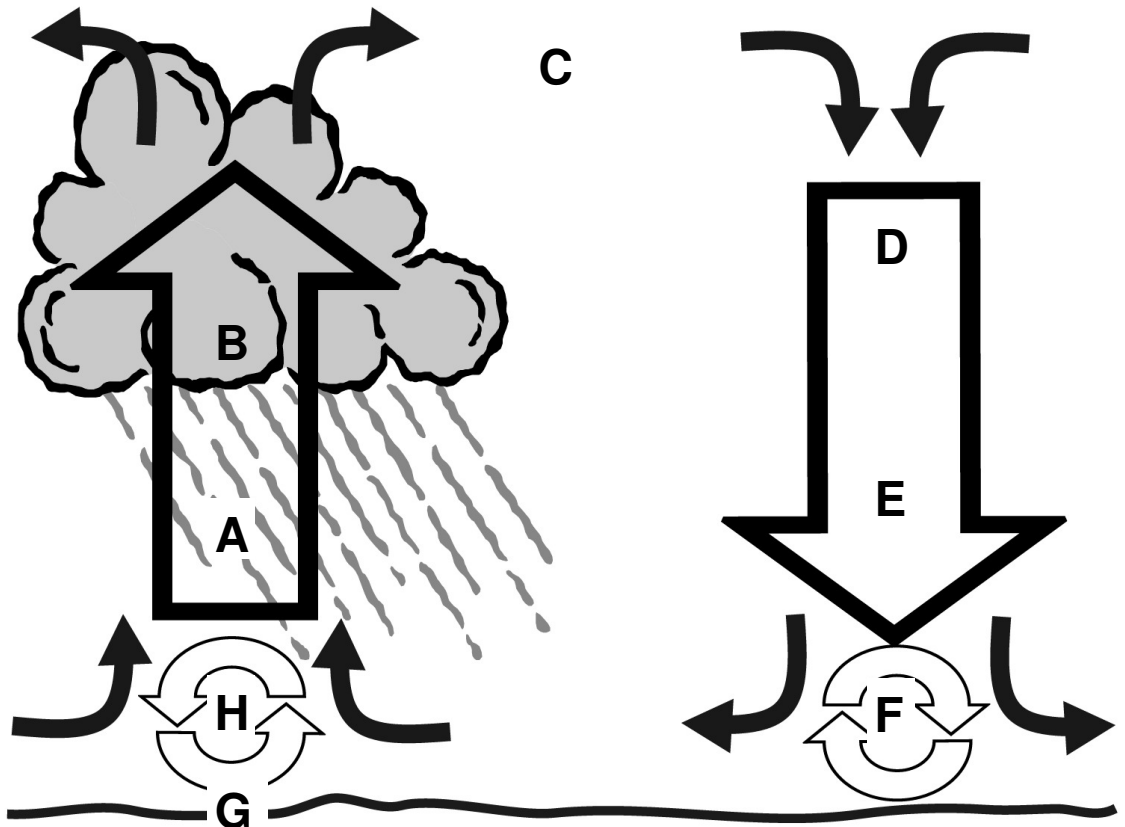
1. Weather is caused by the \_\_\_\_\_ heating of Earth.
2. The atmosphere is mostly heated by re-radiation from the \_\_\_\_\_.
2.  $20^{\circ}\text{C} = \text{_____}^{\circ}\text{F}$
3. Air pressure is \_\_\_\_\_ at the surface than it is higher up in the atmosphere.

Draw lines to complete the graphs below.

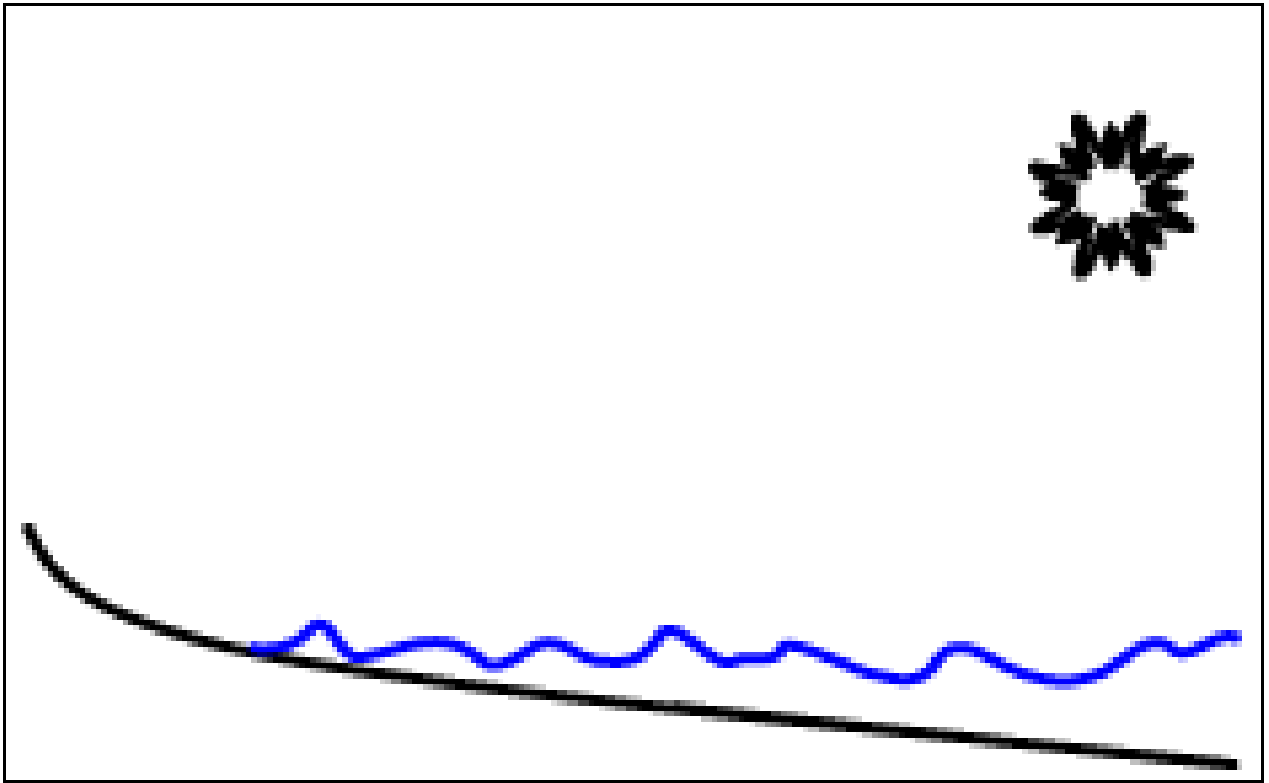


Match each word or phrase with the corresponding part of the convection cell diagram.

- \_\_\_ 7. WARM
- \_\_\_ 8. COOL
- \_\_\_ 9. DRY
- \_\_\_ 10. MOIST
- \_\_\_ 11. COM-  
PRESSING  
& WARM-  
ING
- \_\_\_ 12. EXPAND-  
ING &  
COOLING
- \_\_\_ 13. H
- \_\_\_ 14. L



15. As surface area increases, the rate of evaporation \_\_\_\_\_.
16. Winds blow from areas of \_\_\_\_\_ pressure to areas of \_\_\_\_\_ pressure.
17. Draw a **Sea Breeze** and use these labels: **WARM, COOL, HIGH D, LOW D, LOW P, HIGH P**



18. Draw a **Land Breeze** and use these labels: **WARM, COOL, HIGH D, LOW D, LOW P, HIGH P**

